

Best-of Vaccins

26 Mars 2023

Dr Amandine Gagneux-Brunon



@BrunonGagneux

Un best-Of vaccins sans COVID-19? Non pas pour 2023...

Effacité des rappels avec un vaccin bivalent contre le COVID-19 chez les patients de plus de 60 ans

| Time since prior infection | First booster dose since ≥ 120 days (reference) | | Bivalent second booster dose (original/ BA.4-5) | | rVE | |
|---|---|---------------------|--|---------------------|------|---------------|
| | n events | Rate per 100,000 PD | n events | Rate per 100,000 PD | % | 95% CI |
| Primary analysis | | | | | | |
| No prior infection | 18,594 | 2.60 | 413 | 1.54 | 59.4 | 55.1 to 63.3 |
| ≥ 40 weeks | 433 | 1.93 | 17 | 0.93 | 61.6 | 37.5 to 76.3 |
| 27-39 weeks | 494 | 1.37 | 26 | 0.76 | 61.7 | 43.1 to 74.2 |
| 17-26 weeks | 507 | 0.52 | 18 | 0.73 | 10.0 | -44.0 to 43.8 |
| Sensitivity analysis^a | | | | | | |
| No prior infection | 13,879 | 1.94 | 308 | 1.15 | 61.5 | 56.7 to 65.8 |
| ≥ 40 weeks | 322 | 1.43 | 13 | 0.71 | 61.6 | 33.1 to 78.0 |
| 27-39 weeks | 353 | 0.98 | 17 | 0.50 | 65.8 | 44.3 to 79.0 |
| 17-26 weeks | 366 | 0.38 | 14 | 0.57 | 8.5 | -56.1 to 46.4 |

Etude croisant les données de vaccination et de surveillance du COVID-19 chez plus de 11 millions d'italiens

Définition du COVID-19 sévère: décès, hospitalisation en réanimation ou dans un service de maladies infectieuses, pneumologie, ou médecine polyvalente

Effacité de 60 % sauf chez les patients infectés depuis moins de 6 mois

Fabiani M, Mateo-Urdiales A, Sacco C, Fotakis EA, Rota MC, Petrone D, et al. Protection against severe COVID-19 after second booster dose of adapted bivalent (original/Omicron BA.4-5) mRNA vaccine in persons ≥ 60 years, by time since infection, Italy, 12 September to 11 December 2022. Eurosurveillance. 2023 Feb 23;28(8):2300105.

Vaccination COVID-19 et grossesse

| | All women: effectiveness against laboratory-confirmed COVID-19 | | All women: effectiveness against moderate COVID-19 symptoms* | | All women: effectiveness against severe COVID-19 symptoms, referral for higher care, ICU admission, or death† | | Women diagnosed with COVID-19: effectiveness against severe symptoms, referral for higher care, ICU admission, or death† | |
|------------------------------|--|--------------|--|--------------|---|--------------|--|--------------|
| | N | VE (95% CI) | N | VE (95% CI) | N | VE (95% CI) | N | VE (95% CI) |
| All vaccines combined | | | | | | | | |
| Unvaccinated | 632 | 0 (ref) | 213 | 0 (ref) | 85 | 0 (ref) | 65 | 0 (ref) |
| Partially vaccinated | 145 | 5% (0-18) | 41 | 26% (0-46) | 13 | 35% (0-64) | 9 | 33% (0-67) |
| Completely vaccinated | 535 | 9% (0-18) | 171 | 20% (1-34)‡ | 36 | 48% (22-65)‡ | 10 | 74% (48-87)‡ |
| Booster vaccination | 233 | 30% (19-39)‡ | 71 | 48% (32-61)‡ | 7 | 76% (47-89)‡ | 2 | 91% (65-98)‡ |
| mRNA vaccine | | | | | | | | |
| Partially vaccinated | 84 | 0 (0-17) | 18 | 32% (0-57) | 6 | 35% (0-72) | 5 | 29% (0-71) |
| Completely vaccinated | 352 | 11% (0-21)‡ | 75 | 41% (22-55)‡ | 18 | 56% (27-74)‡ | 6 | 79% (49-91)‡ |
| Booster vaccination | 152 | 32% (20-42)‡ | 35 | 54% (34-68)‡ | 4 | 81% (47-93)‡ | 1 | 94% (56-99)‡ |

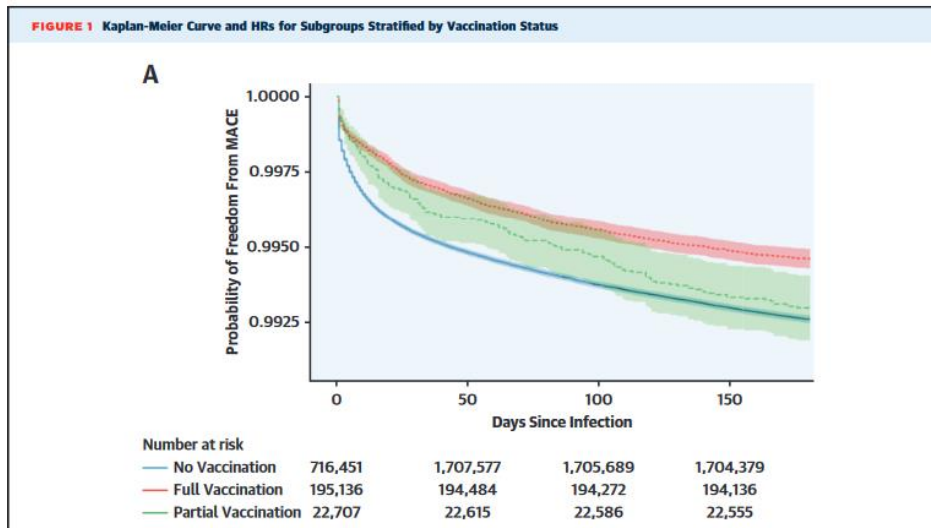
4 618 Femmes enceintes au Royaume-Uni
Entre le 27/11/2021 et le 30/06/2022

Infection par le variant omicron:
augmentation du risque de complications
maternelles et néonatales

**Efficacité de la vaccination sur les
complications maternelles, notamment
en cas de rappel et de vaccination par un
vaccin ARNm**

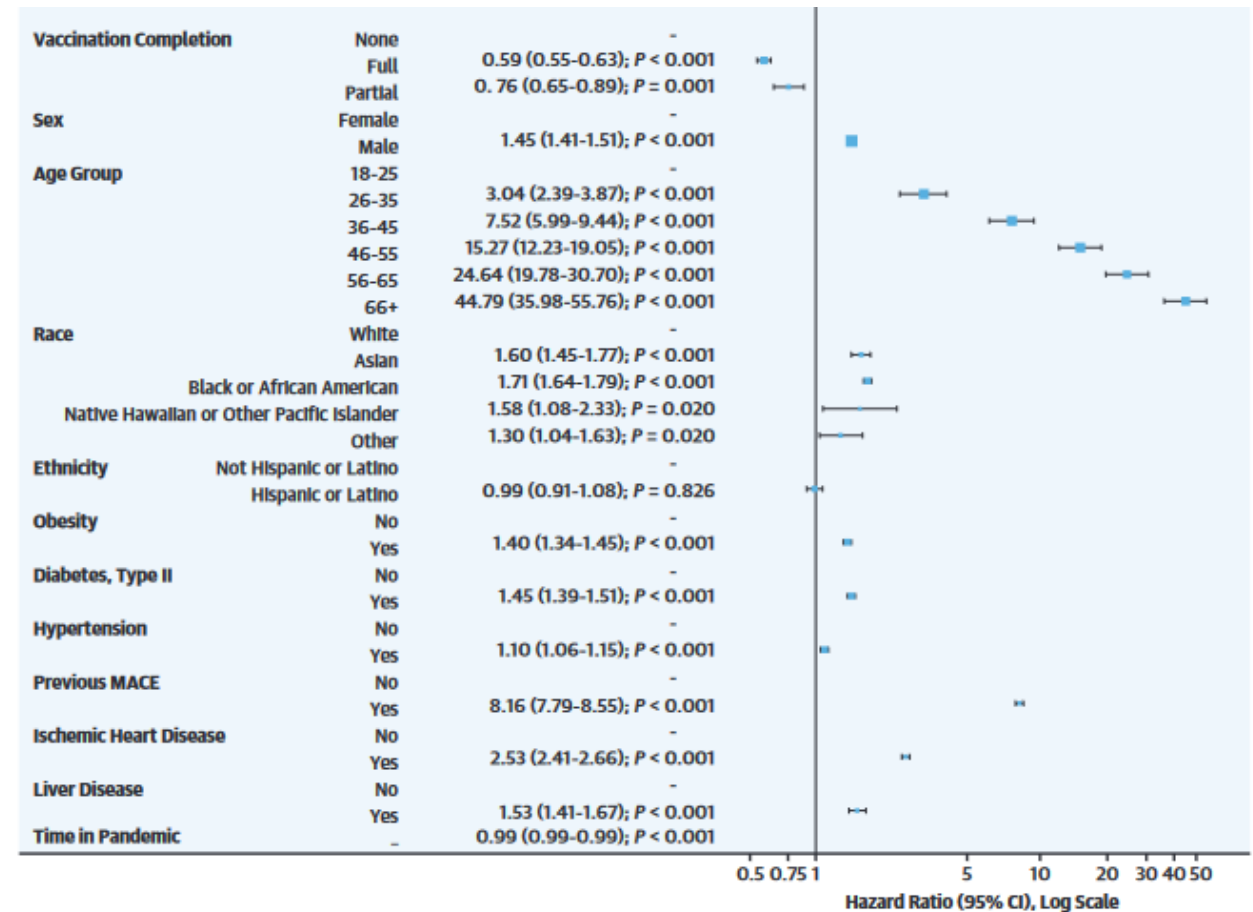
Villar J, Conti CPS, Gunier RB, Ariff S, Craik R, Cavoretto PI, et al. Pregnancy outcomes and vaccine effectiveness during the period of omicron as the variant of concern, INTERCOVID-2022: a multinational, observational study. The Lancet. 2023 Feb 11;401(10375):447-57.

Vaccination contre le COVID et prévention cardiovasculaire



Patients infectés par le SARS-CoV-2 entre mars 2020 et février 2022
1,934,294 patients

Critère de jugement survenue d'un évènement cardiovasculaire
Suivi 180 jours après l'infection



Jiang J, Chan L, Kauffman J, Narula J, Charney AW, Oh W, Nadkarni Gi, N3C Consortium. Impact of Vaccination on Major Adverse Cardiovascular Events in Patients With COVID-19 Infection. J Am Coll Cardiol. 2023 Jan 27;81(9):928–30.

Vaccination COVID et réduction du risque de diabète post-infection

Etude de cohorte américaine

23 709 patients

Comparaison de la fréquence du diabète, HTA, et dyslipidémie avant après COVID

Analyse d'autres pathologies pour écarter un impact sur la PEC entre Mars 2020 et Juin 2022 pour exclure l'effet confinement

Réduction du risque de 40 % de diabète

Figure. New Diagnoses Before and After COVID-19 Infection

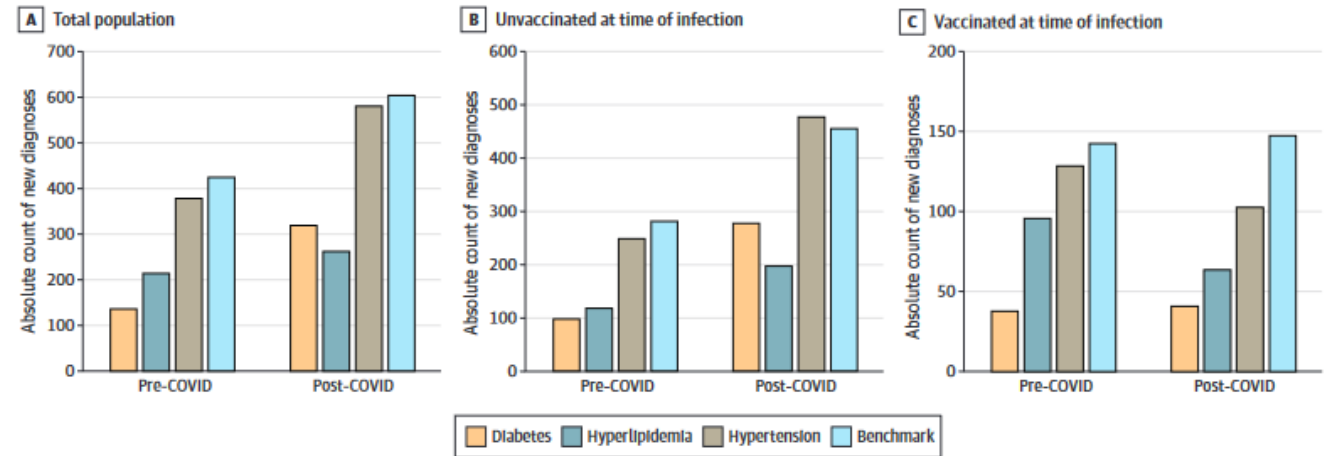


Table. Multivariable-Adjusted Risk for New Cardiometabolic Diagnosis After COVID-19 Infection^a

| Model covariates | New diagnosis post-COVID-19 infection vs pre-COVID-19 infection | | | | | |
|--|---|---------|---------------------------|---------|-----------------------------|---------|
| | Diabetes ^b | | Hypertension ^b | | Hyperlipidemia ^b | |
| | OR (95% CI) | P value | OR (95% CI) | P value | OR (95% CI) | P value |
| Age, y | 1.00 (0.99-1.01) | .91 | 1.00 (0.99-1.01) | .77 | 1.00 (0.99-1.01) | .56 |
| Male sex | 0.91 (0.73-1.13) | .39 | 0.94 (0.78-1.14) | .52 | 0.83 (0.67-1.03) | .09 |
| Timing of index infection (after vs before emergence of Omicron variant) | 0.85 (0.64-1.12) | .24 | 0.96 (0.76-1.23) | .76 | 0.99 (0.75-1.30) | .93 |
| Vaccinated vs unvaccinated status before infection | 0.63 (0.47-0.85) | .002 | 0.54 (0.42-0.69) | <.001 | 0.55 (0.41-0.73) | <.001 |
| New diagnosis of cardiometabolic vs benchmark condition ^b | 1.58 (1.24-2.02) | <.001 | 1.06 (0.88-1.28) | .52 | 0.91 (0.73-1.15) | .43 |

Kwan AC, Ebinger JE, Botting P, Navarrette J, Claggett B, Cheng S. Association of COVID-19 Vaccination With Risk for Incident Diabetes After COVID-19 Infection. JAMA Network Open. 2023 Feb 14;6(2):e2255965.

Vaccination et l'émergence en 2022

Vaccination Monkeypox

- Emergence de Monkeypox en Mai 2022 en Europe
- Recommandations au Royaume-Uni de vaccination par vaccin MVA (vaccin anti-variologique de 3^{ème} génération)
- Période de surveillance 4 Juillet au 9 Octobre 2022
- Comparaison du pourcentage de vaccinés chez les patients présentant une infection confirmée virologiquement à la couverture vaccinale dans les populations ciblées par la vaccination (essentiellement HSH)
- **Efficacité 78 %**

Effectiveness of one dose of MVA–BN smallpox vaccine against mpox in England using the case-coverage method: an observational study



Marta Bertran, Nick Andrews, Chloe Davison, Bennet Dugbazah, Jacob Boateng, Rachel Lunt, Joanne Hardstaff, Melanie Green, Paula Blomquist, Charlie Turner, Hamish Mohammed, Rebecca Cordery, Sema Mandal, Colin Campbell, Shamez N Ladhani, Mary Ramsay, Gayatri Amirthalingam, Jamie Lopez Bernal



Summary

Background The UK experienced a national outbreak of mpox (formerly known as monkeypox) disease that started in May, 2022, as did many other countries worldwide, with case numbers rising rapidly, mainly among gay, bisexual, and other men who have sex with men (GBMSM). To control the outbreak, Modified Vaccinia Ankara–Bavaria Nordic (MVA–BN), an attenuated smallpox vaccine, was offered to at-risk GBMSM. We aimed to assess the effectiveness of a single MVA–BN dose against symptomatic mpox disease in at-risk GBMSM.

Lancet Infect Dis 2023
Published Online
March 13, 2023
[https://doi.org/10.1016/S1473-3099\(23\)00057-9](https://doi.org/10.1016/S1473-3099(23)00057-9)
See Online/Comment

| | Cases | Matched coverage* | Vaccine effectiveness (95% CI) |
|-----------------------------------|-----------------|-------------------|--------------------------------|
| All ages, primary coverage | | | |
| Dose 1 interval, 0 to 13 days | 32/362 (8.8%) | 7.9% | –4% (–50 to 29) |
| Dose 1 interval, ≥14 days | 8/362 (2.2%) | 8.0% | 78% (54 to 89) |
| Unvaccinated | 322/362 (89.0%) | 84.1% | .. |

Bertran M, Andrews N, Davison C, Dugbazah B, Boateng J, Lunt R, et al. Effectiveness of one dose of MVA–BN smallpox vaccine against mpox in England using the case-coverage method: an observational study. *The Lancet Infectious Diseases* [Internet]. 2023 Mar 13 [cited 2023 Mar 17]; Available from: <https://www.sciencedirect.com/science/article/pii/S1473309923000579>

Vaccination Monkeypox

Etude israélienne de cohorte de sujets éligibles à la vaccination (HSH avec ATCD récent d'IST, ou prepeurs, ou suivis pour une infection à VIH)

N=2054 sujets (1017 vaccinés, 1037 non vaccinés)

Une dose unique

Efficacité de 86 %

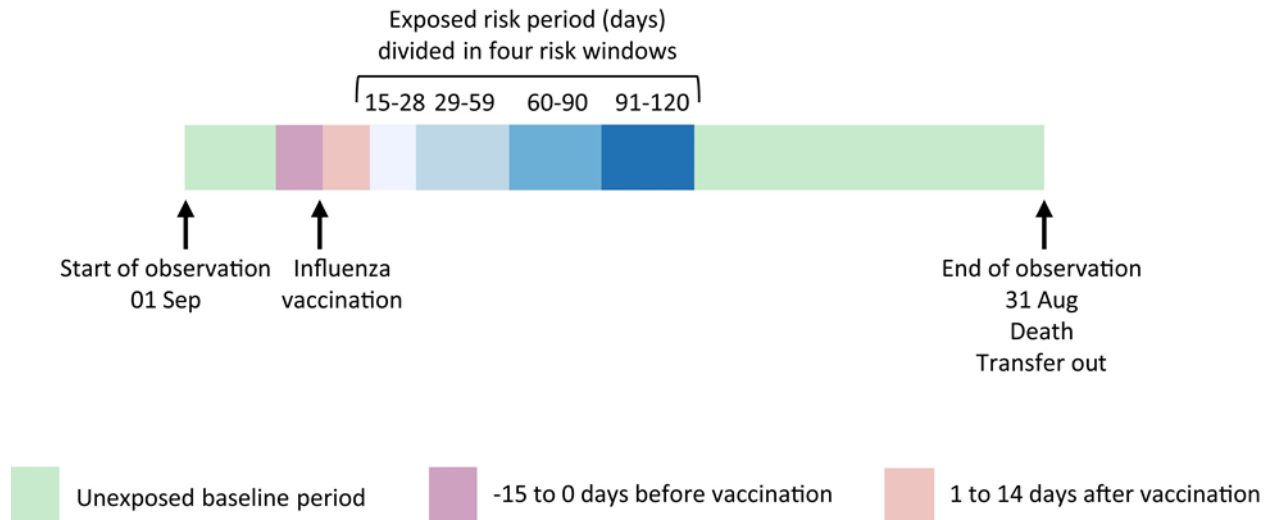
Table 2 | Association of participant characteristics and MPXV infection

| Variables | Results of the univariable ^a models | Results of the multivariable ^b model |
|--|--|---|
| | HR (95% CI) | HR (95% CI) |
| Vaccination | 0.30 (0.11, 0.83) | 0.14 (0.05, 0.41) |
| Tel Aviv District | 3.11 (1.05, 9.23) | 3.98 (1.29, 12.33) |
| HIV-PrEP use ^c | 0.97 (0.39, 2.41) | |
| Purchase of PDE5 inhibitors ^c | 1.84 (0.67, 5.02) | 2.14 (0.76, 5.99) |
| History of HIV/AIDS | 0.87 (0.34, 2.24) | |
| Any syphilis infection | 1.89 (0.76, 4.67) | 1.11 (0.39, 3.18) |
| Chlamydia or NE gonorrhoea in recent ^c rectal PCR | 2.15 (0.72, 6.39) | |
| Chlamydia or NE gonorrhoea in recent ^c urine PCR | 3.38 (1.00, 11.48) | |
| Chlamydia or NE gonorrhoea in recent ^c pharyngeal PCR | 0.95 (0.22, 4.09) | |
| Chlamydia or NE gonorrhoea in any recent ^c STI PCR | 2.09 (0.84, 5.19) | 2.53 (0.98, 6.52) |
| Recent ^c syphilis infection | 3.58 (1.05, 12.15) | 3.20 (0.78, 13.17) |

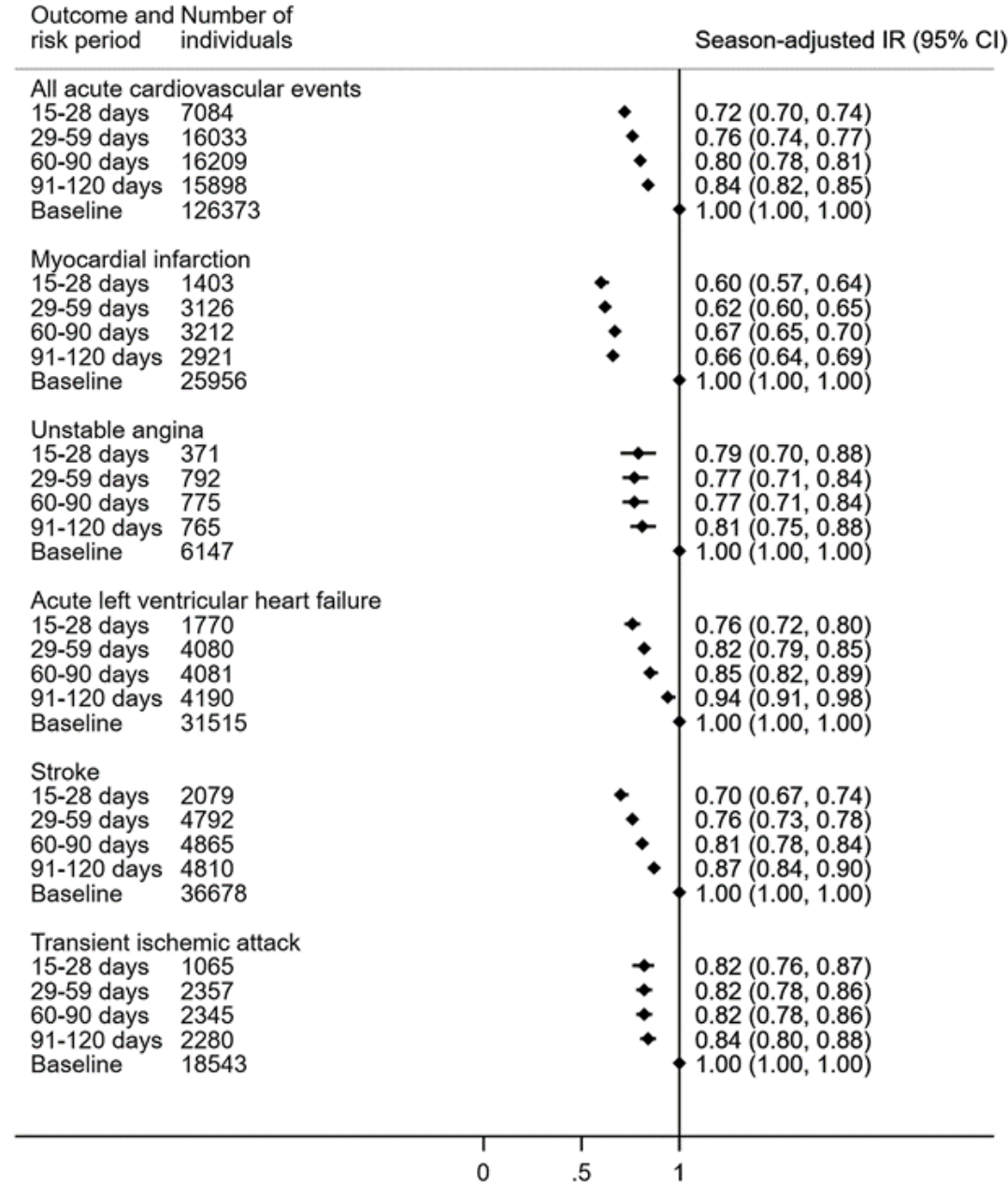
Wolff Sagy Y, Zucker R, Hammerman A, Markovits H, Ariei NG, Abu Ahmad W, et al. Real-world effectiveness of a single dose of mpox vaccine in males. Nat Med. 2023 Jan 31;1–5.

Et la grippe?

Vaccin contre la grippe et prévention primaire cardiovasculaire



Davidson JA, Banerjee A, Douglas I, Leyrat C, Pebody R, McDonald HI, et al. Primary prevention of acute cardiovascular events by influenza vaccination: an observational study. *European Heart Journal*. 2023 Feb 14;44(7):610–20.



Vaccin contre la grippe et prévention primaire cardiovasculaire



ESC

European Society
of Cardiology

European Heart Journal (2023) 44, 621–623
<https://doi.org/10.1093/eurheartj/ehac826>

EDITORIAL

The ideal vaccine to prevent cardiovascular disease

Ole Frøbert ^{1–4*}, Sara Cajander ⁵, and Jacob A. Udell ⁶

“The effect sizes reported by Davidson et al. and the available randomized trials for acute cardiovascular event risk are on a par with those seen in guideline-directed medical therapy for cardiovascular disease such as aspirin, angiotensin-converting enzyme inhibitors, beta-blockers, statins, and dual antiplatelet therapy.”

“However, with the totality of observational and prospective data consistently showing large and clinically important reductions in cardiovascular events and no signs of harm, it is our opinion that (i) health authorities should take note and endorse annual influenza vaccination as a cardiovascular preventive measure; (ii) cardiac societies should upgrade guideline recommendations of influenza vaccination for patients with cardiovascular disease from Class I, Level of Evidence B to IA; guidelines should also include recommendation of vaccination before discharge following a cardiovascular event, with cardiologists being the responsible party; and (iii) seasonal influenza vaccination should be targeted as a care performance measure among hospitalized cardiac patients during the influenza season”

Augmenter la couverture vaccinale contre la grippe saisonnière

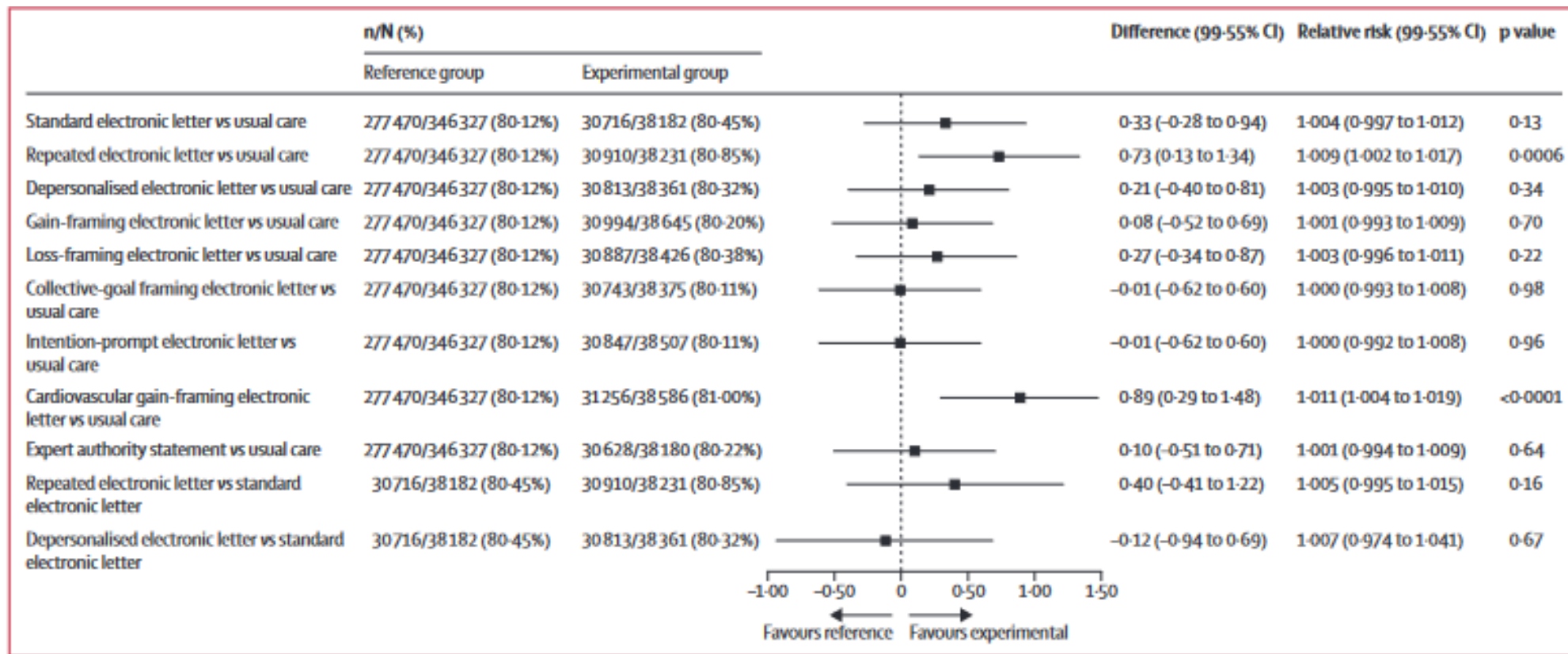
Etude menée pour la saison 2022/2023

Tous les danois de plus de 65 ans sont éligibles sauf si vivant en EHPAD, sauf si non éligible à l'envoi de courrier électronique

Un message portant sur la prévention CDV est associé à plus de vaccination

Johansen ND, Vaduganathan M, Bhatt AS, Lee SG, Modin D, Claggett BL, et al. Electronic nudges to increase influenza vaccination uptake in Denmark: a nationwide, pragmatic, registry-based, randomised implementation trial. *The Lancet* [Internet]. 2023 Mar 5 [cited 2023 Mar 22]; Available from: <https://www.sciencedirect.com/science/article/pii/S0140673623003495>

| | | | |
|---|--|---|--|
| Standard electronic letter | Standard informational electronic letter (appendix p 3) | -- | -- |
| Repeated electronic letter | Standard electronic letter sent at randomisation and again 14 days later | Priming and hot state activation | -- |
| Depersonalised electronic letter | Standard electronic letter without recipient name | Depersonalisation | -- |
| Gain-framing electronic letter | Text added to standard electronic letter | Gain framing | "Vaccinations help end pandemics, like COVID-19 and the flu. Protect yourself and your loved ones." |
| Loss-framing electronic letter | Text added to standard electronic letter | Loss framing | "When too few people get vaccinated, pandemics from diseases like COVID-19 and the flu can spread and place you and your loved ones at risk." |
| Collective-goal framing electronic letter | Text added to standard electronic letter | Collective goal | "78% of all Danes aged 65 years and above were vaccinated against influenza last year. Help us achieve an even higher goal this year!" |
| Intention-prompt electronic letter | Text added to standard electronic letter | Active choice and implementation-intention prompt | "Many people find it helpful to make a plan for getting their flu vaccine. We encourage you to record your appointment time here: [blank space]" |
| Cardiovascular gain-framing electronic letter | Text added to standard electronic letter | Gain framing (cardiovascular) | "In addition to its protection against influenza infection, influenza vaccination also seems to protect against cardiovascular disease such as heart attacks and heart failure." |
| Expert-authority statement electronic letter | Text added to standard electronic letter | Expert authority and credibility of sender | "I recommend everyone over the age of 65 years to get vaccinated against influenza"—Tyra Grove Krause, Executive Vice President, Statens Serum Institut." |



Taux de couverture vaccinale dans le bras contrôle 80 %

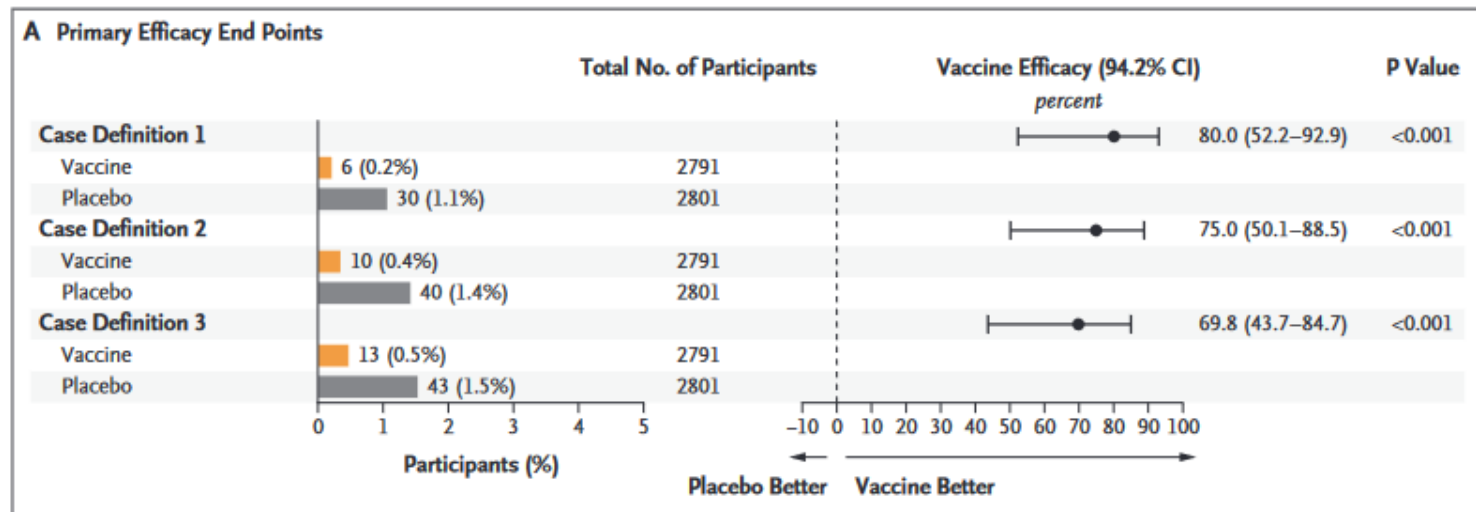
Il faut envoyer 117 messages sur le risque cardiovasculaire pour une vaccination supplémentaire

L'efficacité est la meilleure chez les sujets qui ne se sont jamais fait vacciner.

VRS (sujets âgés, femmes
enceintes)

VRS chez le sujet âgé

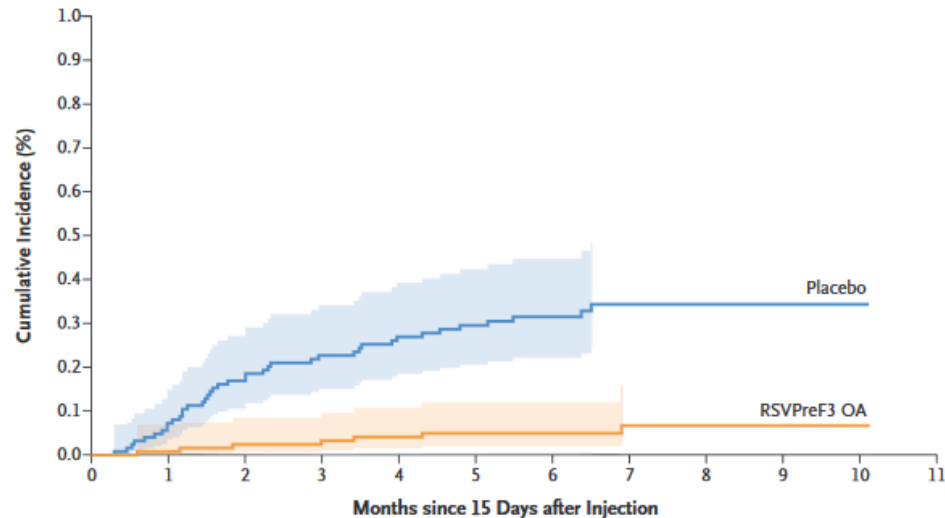
N=5732 adultes de plus de 65 ans
Critère de jugement: Infection respiratoire documentée à VRS
Efficacité 80 % pour les formes les plus sévères



Falsey AR, Williams K, Gymnopoulou E, Bart S, Ervin J, Bastian AR, et al. Efficacy and Safety of an Ad26.RSV.preF–RSV preF Protein Vaccine in Older Adults. N Engl J Med. 2023 Feb 16;388(7):609–20.

VRS chez le sujet âgé

A RSV-Related Lower Respiratory Tract Disease



No. at Risk

| | | | | | | | | | | | | |
|-------------|--------|--------|--------|--------|--------|--------|------|------|------|-----|---|---|
| Placebo | 12,494 | 12,403 | 12,290 | 11,887 | 11,640 | 11,022 | 8291 | 5464 | 2709 | 559 | 2 | 0 |
| RSVPreF3 OA | 12,466 | 12,392 | 12,286 | 11,892 | 11,655 | 11,046 | 8320 | 5495 | 2727 | 571 | 2 | 0 |

N=24 966 participants

Age > 60 ans

Suivi médian 9,7 mois

**Efficacité 82,6 % sur les Infections
Respiratoires basses liées à VRS, et 94,1 %
sur les infections sévères**

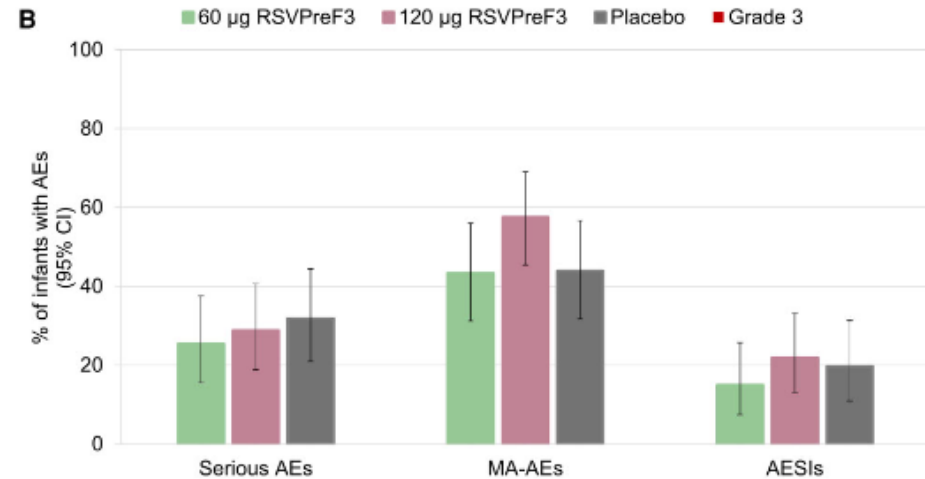
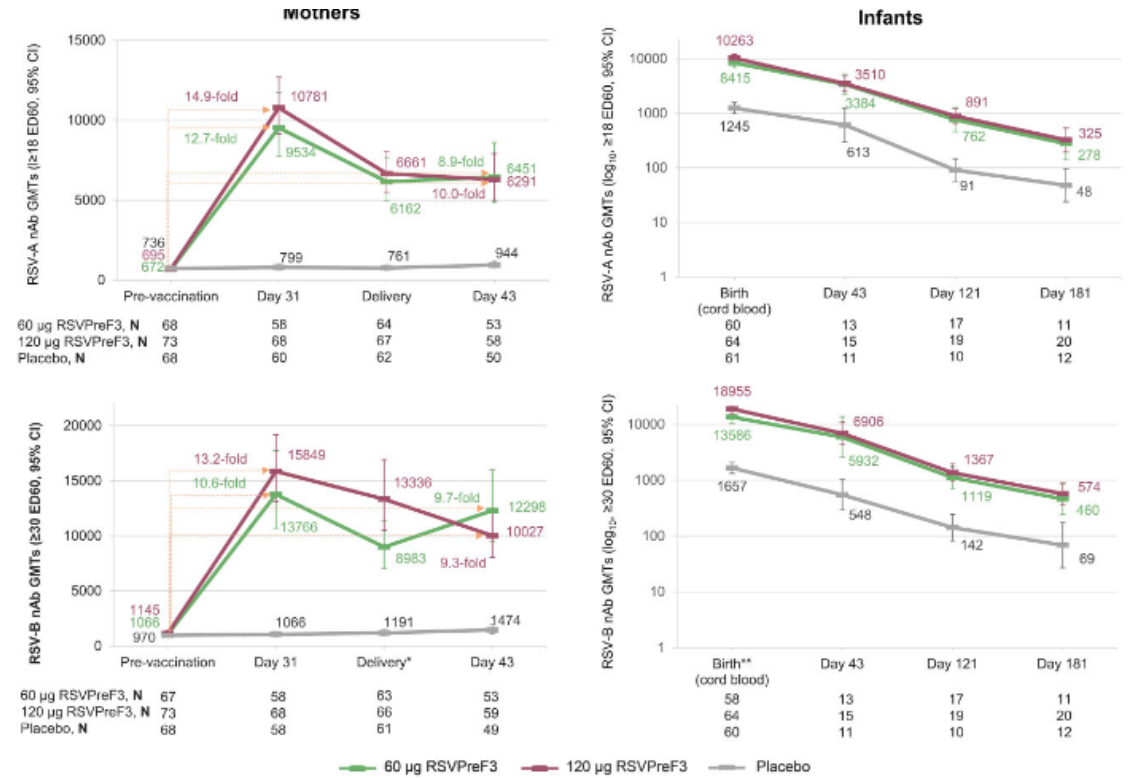
Papi A, Ison MG, Langley JM, Lee DG, Leroux-Roels I, Martinon-Torres F, et al. Respiratory Syncytial Virus Prefusion F Protein Vaccine in Older Adults. N Engl J Med. 2023 Feb 16;388(7):595–608.

VRS et femmes enceintes

213 femmes enceintes

Malgré les résultats encourageants de cette phase II
 Arrêt de la phase III annoncée en février 2022 devant
 un signal de sécurité

Bebia Z, Reyes O, Jeanfreau R, Kantele A, De Leon RG, Sánchez MG, et al. Safety and Immunogenicity of an Investigational Respiratory Syncytial Virus Vaccine (RSVPreF3) in Mothers and Their Infants: A Phase 2 Randomized Trial. *The Journal of Infectious Diseases*. 2023 Feb 1;jiad024.



Pneumocoque

Vaccination anti-pneumococcique chez le sujet âgé

Figure. Incidence of Medicare Beneficiaries Hospitalized With Pneumonia and Adjusted Vaccine Effectiveness of 13-Valent Pneumococcal Conjugate Vaccine (PCV13)

| Subgroup | Beneficiaries who received PCV13 only | | | Beneficiaries who did not receive any pneumococcal vaccine | | | Adjusted vaccine effectiveness, % (95% CI) |
|-------------------------------|---------------------------------------|----------------------------|-------------------------------------|--|----------------------------|-------------------------------------|--|
| | Cases | Person-months of follow-up | Incidence per 100 000 person-months | Cases | Person-months of follow-up | Incidence per 100 000 person-months | |
| Hospitalized pneumonia | | | | | | | |
| Overall | 162 579 | 123 687 910 | 131.4 | 755 467 | 554 062 976 | 136.4 | 6.7 (5.9 to 7.5) |
| By age group, y | | | | | | | |
| 65-74 | 45 221 | 59 788 248 | 75.6 | 247 231 | 319 011 228 | 77.5 | 7.4 (6.2 to 8.5) |
| 75-84 | 60 900 | 43 770 852 | 139.1 | 253 721 | 156 924 985 | 161.7 | 7.1 (6.0 to 8.1) |
| ≥85 | 56 458 | 20 128 810 | 280.5 | 254 515 | 78 126 763 | 325.8 | 5.7 (4.6 to 6.8) |
| By risk group | | | | | | | |
| Low risk | 4991 | 26 407 599 | 18.9 | 37 498 | 173 065 743 | 21.7 | 15.1 (12.2 to 18.1) |
| CMC | 44 338 | 45 319 143 | 97.8 | 232 405 | 198 918 903 | 116.8 | 7.5 (6.4 to 8.7) |
| IC | 4918 | 8 801 887 | 55.9 | 20 331 | 29 812 747 | 68.2 | 7.1 (3.9 to 10.3) |
| CMC and IC | 108 332 | 43 159 281 | 251.0 | 465 233 | 152 265 583 | 305.5 | 5.8 (5.0 to 6.7) |

Données chez 25 millions de bénéficiaires de Medicare

Réduction de près de 10 % des hospitalisations pour pneumopathies aiguës communautaires

Table 2. Estimated Number of Hospitalized Pneumonia, Non-Health Care-Associated Pneumonia, and Lobar Pneumonia Cases Averted Among Medicare Beneficiaries Through Receipt of Any PCV13 Vaccination, September 2014 to December 2017

| Population | Cases averted (95% CI) | | |
|--|--------------------------------------|--|------------------------------|
| | Hospitalized pneumonia (n = 300 531) | Non-health care-associated pneumonia (n = 241 279) | Lobar pneumonia (n = 16 810) |
| Overall by year | 35 127 (33 011 to 37 270) | 24 643 (22 761 to 26 552) | 1294 (797 to 1819) |
| Overall by risk group and age group^a | | | |
| IC + CMC | | | |
| 65-74 y | 6926 (6084 to 7793) | 4346 (3622 to 5093) | 355 (150 to 586) |
| 75-84 y | 10 170 (9124 to 11 241) | 6938 (6027 to 7873) | 257 (16 to 525) |
| ≥85 y | 6741 (5825 to 7681) | 4547 (3745 to 5372) | -42 (-232 to 172) |

Kobayashi M, Spiller MW, Wu X, Wang R, Chillarige Y, Wernecke M, et al. Association of Pneumococcal Conjugate Vaccine Use With Hospitalized Pneumonia in Medicare Beneficiaries 65 Years or Older With and Without Medical Conditions, 2014 to 2017. JAMA Intern Med. 2023 Jan 1;183(1):40–7.

ilc...

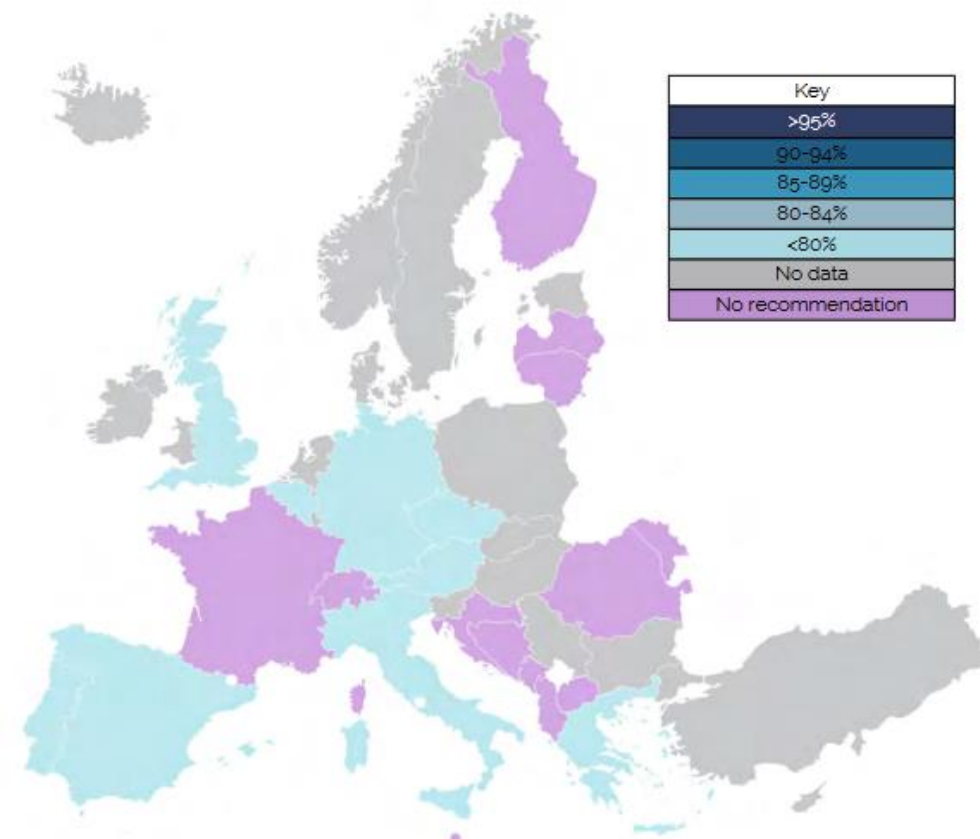


European Pneumococcal Vaccination

A Progress Report

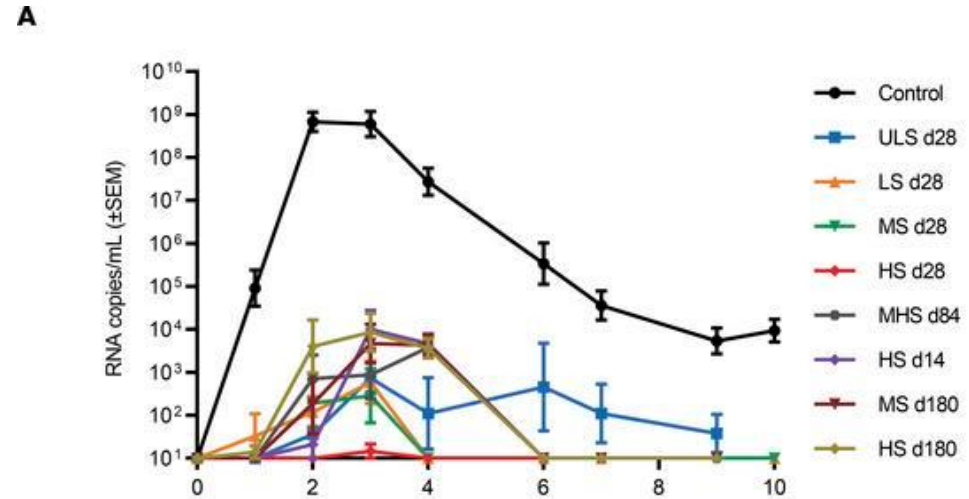
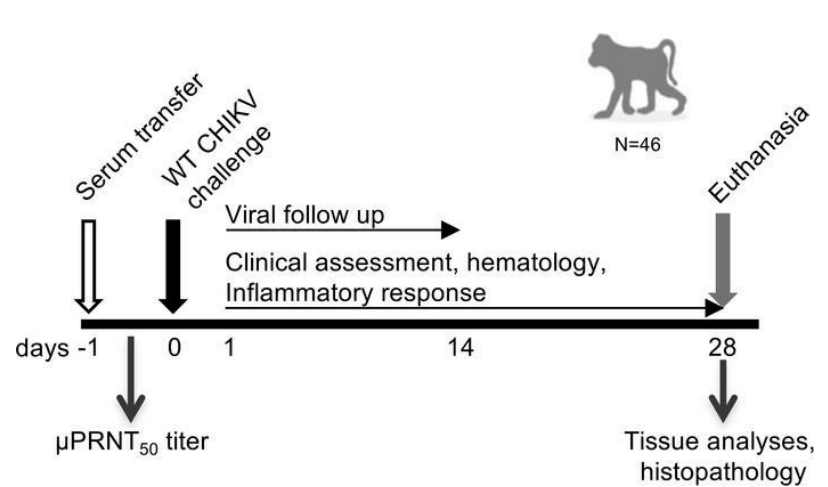
<https://ilcuk.org.uk/wp-content/uploads/2023/01/ILC-European-Pneumococcal-Vaccination.pdf>

Figure 5: Pneumococcal vaccination coverage in older adults^b across Europe



Autres vaccins

Chikungunya VLA1553



Transfert passif de serum de volontaires vaccinés dans l'essai de phase I à des primates non-humains
Challenge viral

Roques P, Fritzer A, Dereuddre-Bosquet N, Wressnigg N, Hochreiter R, Bossevot L, et al. Effectiveness of CHIKV vaccine VLA1553 demonstrated by passive transfer of human sera. JCI Insight. 2022 Jul 22;7(14):e160173.

Méningocoque B

Table 2. Effectiveness of 4CMenB in Preventing Invasive Meningococcal Disease Cases Caused by Any Serogroup.

| Vaccination Status | Case Patients | | Controls | | Matched Odds Ratio (95% CI)* | | Vaccine Effectiveness (95% CI) |
|------------------------------|---------------|--------------|------------|--------------|------------------------------|---------------------|--------------------------------|
| | Vaccinated | Unvaccinated | Vaccinated | Unvaccinated | Crude | Adjusted† | percent |
| | <i>number</i> | | | | | | |
| Main analysis | | | | | | | |
| ≥1 Vaccine dose | 34 | 271 | 280 | 926 | 0.32 (0.21 to 0.50) | 0.32 (0.21 to 0.50) | 68 (50 to 79) |
| Partially vaccinated | 18 | 271 | 106 | 926 | 0.47 (0.27 to 0.82) | 0.46 (0.26 to 0.82) | 54 (18 to 74) |
| Fully vaccinated | 16 | 271 | 174 | 926 | 0.24 (0.13 to 0.43) | 0.24 (0.13 to 0.43) | 76 (57 to 87) |
| Sensitivity analysis‡ | | | | | | | |
| ≥1 Vaccine dose | 31 | 221 | 244 | 705 | 0.31 (0.19 to 0.49) | 0.31 (0.19 to 0.49) | 69 (51 to 81) |
| Partially vaccinated | 16 | 221 | 87 | 705 | 0.46 (0.25 to 0.83) | 0.46 (0.26 to 0.83) | 54 (17 to 74) |
| Fully vaccinated | 15 | 221 | 157 | 705 | 0.22 (0.12 to 0.41) | 0.22 (0.12 to 0.41) | 78 (59 to 88) |
| Severe cases§ | | | | | | | |
| ≥1 Vaccine dose | 27 | 180 | 186 | 635 | 0.43 (0.26 to 0.70) | 0.41 (0.25 to 0.68) | 59 (32 to 75) |
| Partially vaccinated | 16 | 180 | 77 | 635 | 0.63 (0.34 to 1.17) | 0.61 (0.32 to 1.14) | 39 (−14 to 68) |
| Fully vaccinated | 11 | 180 | 109 | 635 | 0.29 (0.15 to 0.58) | 0.29 (0.14 to 0.57) | 71 (43 to 86) |

* Matched odds ratios were obtained by means of a conditional regression analysis. Children who had received the first dose of 4CMenB in the previous 14 days were also included in the model in a separate vaccination category. The results obtained from fitting the models are provided in the Supplementary Appendix.

† Matched odds ratio were adjusted for sex and high-risk conditions.

‡ The sensitivity analysis was limited to children 134 to 1825 days of age and those who were unvaccinated against serogroup C meningococcus or had high-risk conditions.

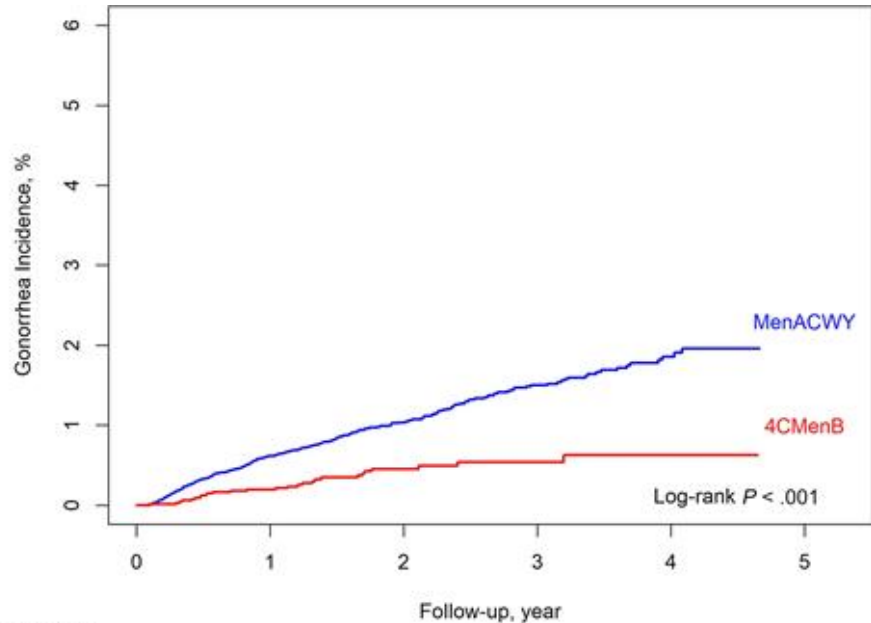
§ Severe cases included those causing death, admission to an intensive care unit, or sequelae.

Etude cas témoin 1 cas pour 4 témoins en Espagne
Efficacité du vaccin contre le Méningocoque B sur les méningites à méningocoque quelque soit le sérotype chez les enfants de moins de 60 mois

Castilla J, García Cenoz M, Abad R, Sánchez-Cambronero L, Lorusso N, Izquierdo C, et al. Effectiveness of a Meningococcal Group B Vaccine (4CMenB) in Children. *New England Journal of Medicine*. 2023 Feb 2;388(5):427–38.

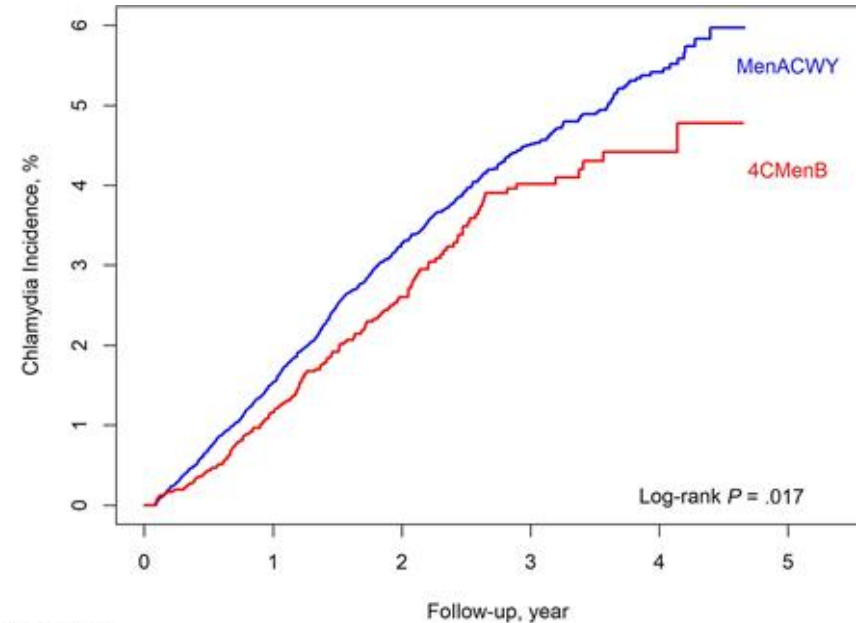
Méningocoque B et Gonococcie

6641 vaccinés avec
4CMenB matched to 26
471 vaccins A,C,Y, W135
Age moyen à la vaccination
18 ans



| Number at Risk | 0 | 1 | 2 | 3 | 4 | 5 | | | | |
|----------------|--------|--------|--------|--------|--------|-------|-------|-------|-------|-----|
| MenACWY | 26 471 | 26 383 | 23 284 | 17 010 | 13 063 | 9 063 | 6 136 | 3 853 | 2 190 | 430 |
| 4CMenB | 6 641 | 6 630 | 6 125 | 4 006 | 2 785 | 1 958 | 1 622 | 914 | 568 | 37 |

Gonocoque



| Number at Risk | 0 | 1 | 2 | 3 | 4 | 5 | | | | |
|----------------|--------|--------|--------|--------|--------|-------|-------|-------|-------|-----|
| MenACWY | 26 471 | 26 383 | 23 063 | 16 706 | 12 742 | 8 797 | 5 956 | 3 728 | 2 129 | 411 |
| 4CMenB | 6 641 | 6 609 | 6 066 | 3 937 | 2 729 | 1 904 | 1 567 | 881 | 557 | 35 |

Chlamydia

Bruxvoort KJ, Lewnard JA, Chen LH, Tseng HF, Chang J, Veltman J, et al. Prevention of *Neisseria gonorrhoeae* With Meningococcal B Vaccine: A Matched Cohort Study in Southern California. *Clinical Infectious Diseases*. 2023 Feb 1;76(3):e1341–9.

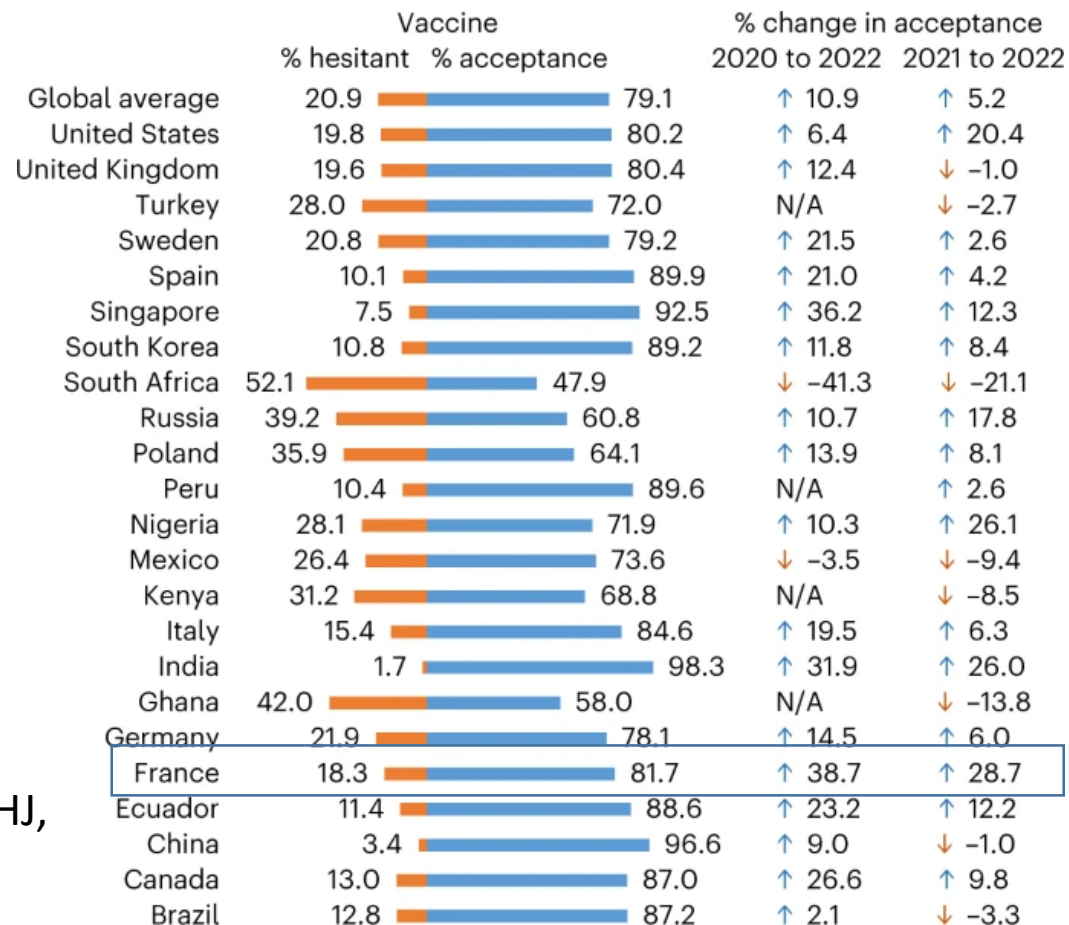
Hésitation vaccinale

Acceptation de la vaccination COVID-19

1000 répondants par pays

Amélioration de la confiance envers les vaccins COVID-19 en France et dans le Monde entre 2020 et 2022

Lazarus JV, Wyka K, White TM, Picchio CA, Gostin LO, Larson HJ, et al. A survey of COVID-19 vaccine acceptance across 23 countries in 2022. Nat Med. 2023 Feb;29(2):366–75.



Etat de la confiance vaccinale en Europe

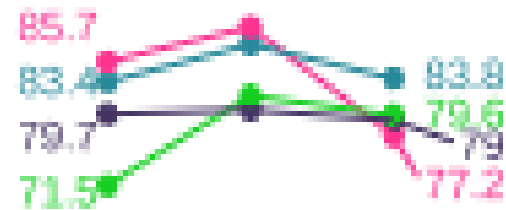
State of Vaccine
Confidence in the
European Union

2022



Population générale

France

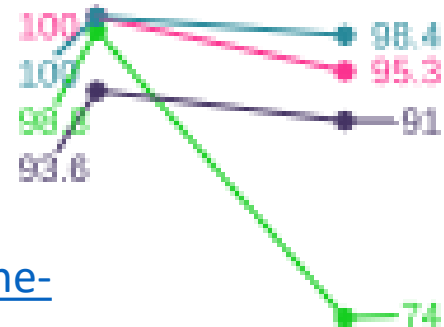


Vaccines are ...

- important
- safe
- effective
- compatible with beliefs

Professionnels de santé

France



https://health.ec.europa.eu/publications/state-vaccine-confidence-eu-2022_en#files

Publié le 18 novembre 2022

Merci de votre attention